

## MULTI POINT LOCK TRIM SET-BRASS



**Size:** 18"x2.5" | 11"x2" | 16"x2"

**Finish:** Satin Nickel, Black, Satin Brass & PVD




**MILANO**  
MULTI POINT LOCK TRIM SET  
BRASS, MILANO SATAN NIKIL



MULTI POINT LOCK TRIM SET BRASS  
MILANO BLACK

01



02

**VERONA**  
MULTI POINT LOCK TRIM SET  
BRASS, VERONA BLACK



MULTI POINT LOCK TRIM SET  
BRASS, VERONA SATIN NICKEL

04



05



**TUSCANA**  
MULTI POINT LOCK TRIM SET BRASS  
SATIN NICKEL



**MULTI POINT LOCK TRIM SET BRASS  
BLACK MATTE**

06



07



**LUCCA**  
MULTI POINT LOCK TRIM SET  
BRASS BLACK

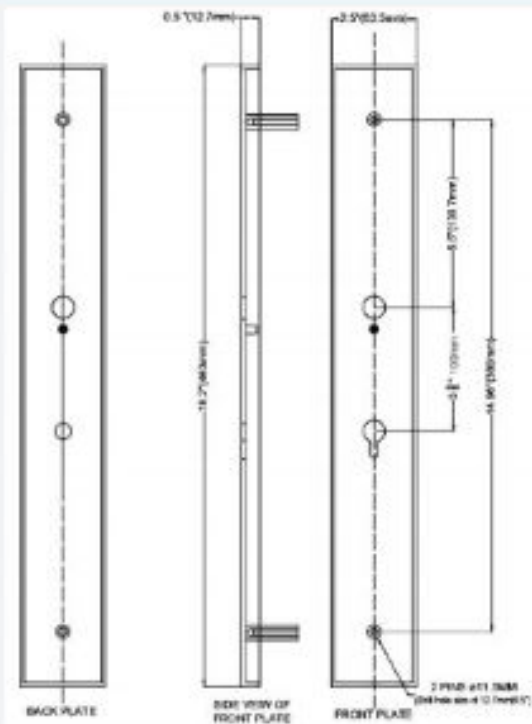


MULTI POINT LOCK TRIM SET  
BRASS SATIN NICKEL

08



09



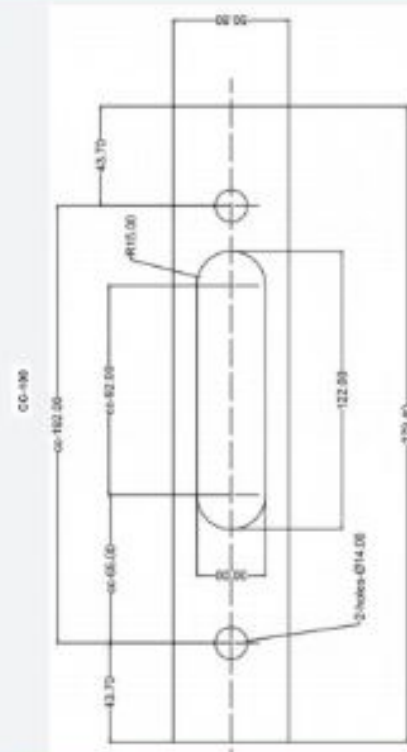
**Multi point lock trim set Brass  
11"x2", 18.2.5 MILANO**

**MULTI POINT TRIM SETS- BRASS  
DESCRIPTION:**

- 1- American Cylinder hub above handle cc3 <sup>cc3</sup>
- 2- Door configuration no.2.
- 3- Single cylinder - two key, keyed alike.
- 4- Two screws- 50mm Long x M5.
- 5- For standard door thickness 1 <sup>5</sup>/<sub>8</sub>" ~2" (41.2~50.8mm).
- 6- Supplied with 8mm square spindle 100mm long.

**sand cast brass construction**  
MILANO / VERONA PLATE -18", CC-380MM

**Multi point lock trim set  
Brass 11"x2" MILANO**



**Multi Point Lock Trim Set Brass  
18.2.5 Verona**

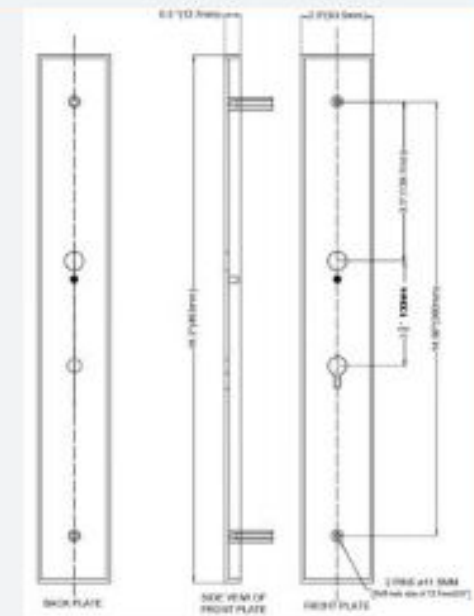
**VERONA PLATE SIZE - 18X2.5" CC380MM**

**MULTI POINT TRIM SETS- BRASS  
DESCRIPTION:**

- 1- American Cylinder hub above handle cc3 <sup>cc3</sup>
- 2- Door configuration no.2.
- 3- Single cylinder - two key, keyed alike.
- 4- Two screws- 50mm Long x M5.
- 5- For standard door thickness 1 <sup>5</sup>/<sub>8</sub>" ~2" (41.2~50.8mm).
- 6- Supplied with 8mm square spindle 100mm long.

**sand cast brass construction**

MILANO / VERONA PLATE -18", CC-380MM

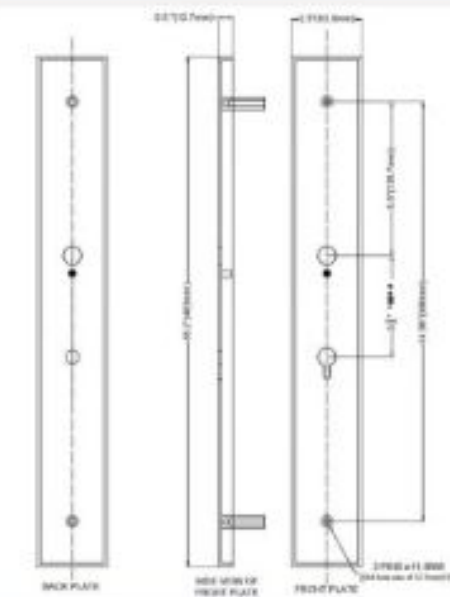


**Multi point lock trim 18"x2.5" TUSCANA**

**MULTI POINT TRIM SETS- BRASS  
DESCRIPTION:**

- 1- American Cylinder hub above handle cc3 <sup>cc3</sup>
- 2- Door configuration no.2.
- 3- Single cylinder - two key, keyed alike.
- 4- Two screws- 50mm Long x M5.
- 5- For standard door thickness 1 <sup>5</sup>/<sub>8</sub>" ~2" (41.2~50.8mm).
- 6- Supplied with 8mm square spindle 100mm long.

**sand cast brass construction**



**LUCCA PLATE SIZE - 16X2"**

**LUCCA PLATE SIZE - 16X2" CC380MM**

**MULTI POINT TRIM SETS- BRASS**

**DESCRIPTION:**

- 1- American Cylinder hub above handle cc3  $\frac{5}{8}$ "
- 2- Door configuration no. 2.
- 3- Single cylinder - two key, keyed alike.
- 4- Two screws- 50mm Long x m5.
- 5- For standard door thickness  $1\frac{5}{8}$ "-2" (41.2~50.8mm).
- 6- Supplied with 8mm square spindle 100mm long.

**sand cast brass construction**

